


Cucumber



Cucumber

Bumpy crisp skin



Dark green color

Small scarred end

Zucchini

Greenish yellow color



Smoother shiny skin

Woody stem

Cucumbers

- Grown for eating fresh or preserving as pickles
- Mature quickly and best suited for large gardens
- Do best in loose sandy loam soil, but can be grown in any well-drained soil
- Grow in full sun
- Roots can reach 36 to 48 inches deep – do not plant where tree roots will rob them of water and nutrients

Cucumbers – Soil Preparation

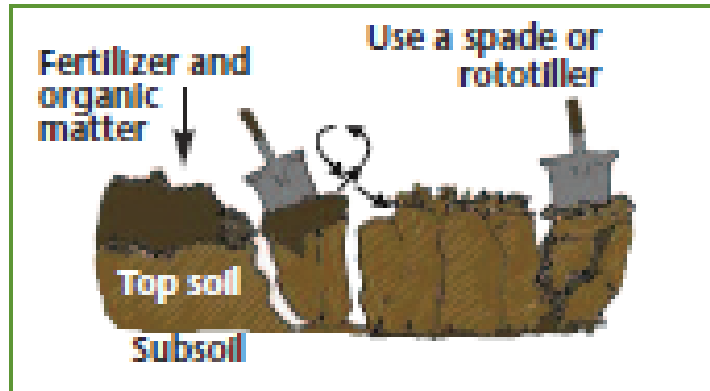


Figure 1. When preparing the soil, turn over the soil to a depth of 8 to 12 inches and add fertilizer and organic matter.

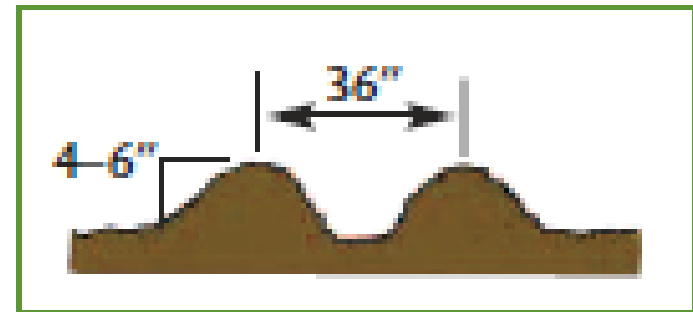


Figure 2. Work the soil into beds 4 to 6 inches high and at least 36 inches apart.

Cucumber - Varieties

- Pickling Varieties (3 to 4 inches long and up to 1 inch in diameter when mature)
 - Calypso
 - Carolina
 - Fancypak
 - Multipik
 - National Pickling
- Slicing Varieties (6 to 8 inches long and 1 inch or more in diameter when mature)
 - Burpless
 - Dasher II
 - Poinsett
 - Poinsett 76
 - Slice Master
 - Straight 8
 - Sweet Slice
 - Sweet Success

Cucumber - Planting

- Require warm temperatures and cannot survive frost
- Vine crop requiring a lot of space – vines can reach 6 to 8 feet long or more
- Drop 3 or 4 seeds in groups every 12 to 14 inches down the row; thin extra plants after emergence
- Can train cucumbers on fence, trellis or cage if wire is available

Cucumber - Fertilizing

- Require plenty of fertilizer
- Scatter 1 cup of 10-10-10 or 10-20-10 for each 10 feet of row when planting
- When the vines are 10 to 12 inches long, apply about $\frac{1}{2}$ cup fertilizer for each 10 feet of row
- Water weekly if it does not rain

Cucumber – Care During Season

- Do not plow or hoe the soil deeper than 1 inch because you may cut feeder roots and slow plant's growth
- Cucumbers produce male and female flowers
 - Male flowers open first and always drop off
 - Female flowers form cucumbers and should not drop off







Figure 6. Male cucumber flowers open first and always drop off.



Figure 7. Female cucumber flowers form the cucumbers.

Cucumber - Insects

Name and description	Control	
 <p data-bbox="527 665 836 701">Banded cucumber</p>	<p data-bbox="884 454 1209 615">Banded cucumber beetle, ¼ Inch long; yellow-green with 3 yellow bands</p>	<p data-bbox="1271 468 1431 582">Pyrethrins or rotenone</p>
 <p data-bbox="519 975 844 1011">Spotted Cucumber</p>	<p data-bbox="877 761 1222 922">Spotted cucumber beetle, ¼ Inch long; yellow-green with 12 black spots</p>	<p data-bbox="1271 761 1421 875">Pyrethrin or rotenone</p>
 <p data-bbox="573 1268 790 1303">Squash bug</p>	<p data-bbox="877 1068 1170 1265">Squash bug, up to 1 Inch long; gray-brown, reddish brown when small</p>	<p data-bbox="1271 1068 1406 1182">Sevin or Thiodan</p>

Cucumber - Harvesting

- Harvest when cucumbers reach the desired size and are green in color
- Yellow cucumbers are over mature and will have a strong flavor

